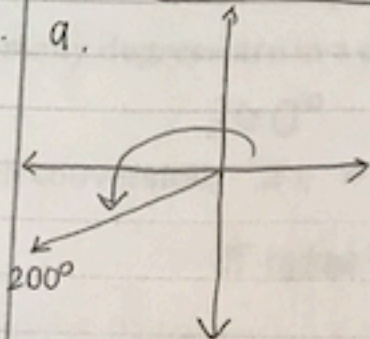


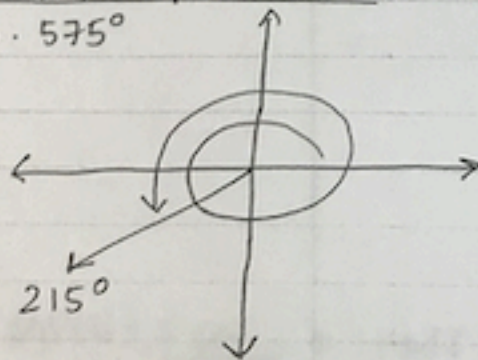
HW#2

pg. 499 #1a-d, 2, 3, 5ab, 6, 8ab, 12ab

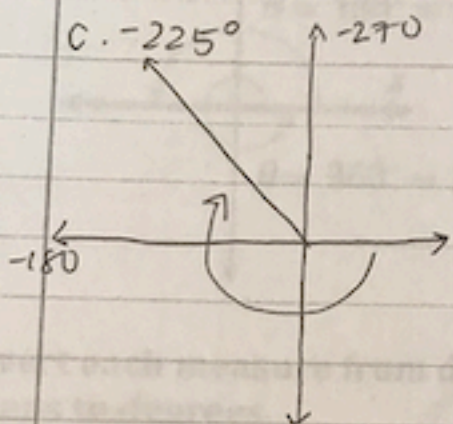
1. a.



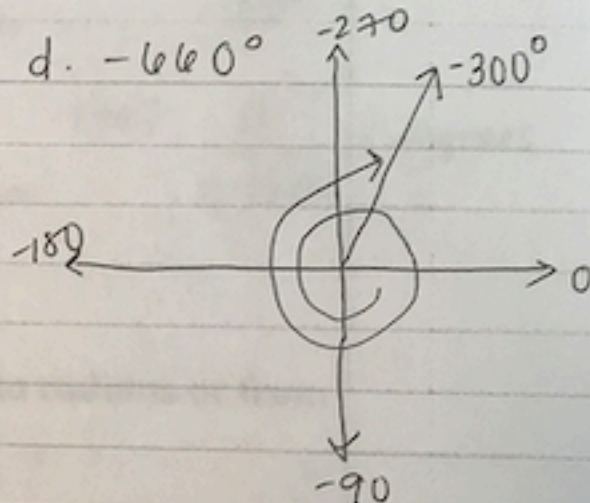
b. 575°



c. -225°



d. -660°



2. (D) 500° is coterminal with 140°

b. (B) 75° is the reference angle for itself

3. (C) 285° is coterminal with -75°

8. (a) $-325^\circ \rightarrow 35^\circ$

(b) $530^\circ \rightarrow 10^\circ$

5. (a) $-65^\circ = -425^\circ$ and 295°

(b) $500^\circ = 140^\circ$ and -220°

12. (a) $\sin 315^\circ = -\frac{\sqrt{2}}{2}$
 $\cos 315^\circ = \frac{\sqrt{2}}{2}$

(b) $\sin(570^\circ) = -\frac{1}{2}$
 $\cos(570^\circ) = -\frac{\sqrt{3}}{2}$